



Pathways to Permanent Residence for International Students

Sarah Finall
IRCC Outreach Officer

Mar 2020



Immigration, Refugees
and Citizenship Canada

Immigration, Réfugiés
et Citoyenneté Canada

Canada 

Agenda

- What is Express Entry?
- Pathways to Permanent Residence Under Express Entry:
 - ✓ Important Concepts to Know and Understand Before you Apply
 - ✓ How to Qualify and Apply for Permanent Residence
- Working in Canada after Graduation
- Questions and Answers

Express Entry: Background

- Launched in January 2015
- Express Entry is the first step to immigrate to Canada permanently as a skilled worker under the:
 - ✓ Federal Skilled Worker Program (**FSW**)
 - ✓ Federal Skilled Trades Program (**FST**)
 - ✓ Canadian Experience Class (**CEC**)
 - ✓ A portion of the Provincial Nominee Program (**PNP**)
- In order to be eligible for Express Entry, applicants must meet the criteria of at least one of these programs
- Quebec manages its own immigration programs outside of Express Entry

International Students and Permanent Residence



- International students have the education, skills and experience that Canada is looking for.



- After graduating you might be able to make Canada your permanent home through Express Entry.

Student Pathway to Permanent Residence: **Express Entry**

- Immigrating Permanently to Canada is a Multi-Step Process:

Apply for a study permit

Complete studies in an eligible program

Apply for a post-graduation work permit

Gain one year of Canadian work experience at the NOC 0, A, or B level

Pass an approved language test



Important Concepts to Know and Understand

- ✓ Do you have at least one year of skilled work experience and do you know your NOC code?
 - **NOC – National Occupational Classification**
- ✓ Have you had your ability in Canada's official languages tested?
 - **CLB – Canadian Language Benchmarks**
- ✓ Have you had your foreign certificate/diploma/degree assessed for equivalency to Canadian education?
 - **ECA – Educational Credential Assessment**

Important Definitions: National Occupational Classification (NOC)

- The **National Occupational Classification (NOC)** is a classification system used by the Government of Canada to classify occupations (jobs).
- **NOC codes** are used to classify jobs by occupational area and skill level.
- Work experience for **Express Entry: NOC 0, A and B.**
- **Important Tip:** Don't rely on job title alone. Duties listed under the **NOC** must match your actual work experience.

NOC 0	Management Jobs
NOC A	Professional Jobs <i>(usually require university education)</i>
NOC B	Technical Jobs and Skilled Trades <i>(usually require college education or apprenticeship training)</i>
NOC C	Semi-skilled jobs (usually require secondary school or vocational training)
NOC D	Entry level jobs (on-the-job training)

How to Find your **NOC Skill Type or Level**

- **Skill Type or Level is Referenced in each NOC Code:**

Skill Type 0 – 1st digit of code is **0**

NOC **0015** – CEO of Manufacturing Company

NOC **0112** – Human Resources Manager

Skill Level A – 2nd digit of code is **0** or **1**

NOC **4021** – College Instructor

NOC **1111** – Accountant

Skill Level B – 2nd digit of code is **2** or **3**

NOC **1241** – Administrative Assistant

NOC **6322** – Cook

Skill Level C – 2nd digit of code is **4** or **5**

NOC **1414** - Receptionist

NOC **6513** – Food and Beverage Server

Skill Level D – 2nd digit of code is **6** or **7**

NOC **6611** – Cashier

NOC **6711** – Food Counter Attendant

NOC Level Tool:

<https://www.canada.ca/en/immigration-refugees-citizenship/services/immigrate-canada/express-entry/eligibility/find-national-occupation-code.html>

Language Tests & Canadian Language Benchmarks (CLB)

- **Language Tests** are used to determine the language ability of applicants applying for permanent residence in Canada.
- Language Test Scores are equated to the **Canadian Language Benchmarks (CLB)** - language test **equivalency charts** are available on the IRCC website.
- **Everyone** must prove their language ability by taking an approved language test:
 - ✓ English: **CELP** **General**
 - ✓ English: **IELTS General Training**
 - ✓ French: **TEF** compréhension de l'écrit, compréhension de l'orale, expression écrite, et expression orale
 - ✓ French: **TCF** compréhension de l'écrit, compréhension de l'orale, expression écrite, et expression orale
- Test results must be **less than two years old** when the candidate completes their Express Entry profile, **and** when they apply for permanent residence.

Educational Credential Assessment (ECA)

- An **Educational Credential Assessment** (ECA) is used to verify a foreign degree, diploma, certificate (or other proof of your credential) is valid and equal to a Canadian one.
- An ECA must be completed in order to get points for education completed outside of Canada.
- A list of [designated organizations that offer ECAs](#) is on the IRCC website.
- Many international students who completed studies in Canada will not need an ECA.

Federal Skilled Worker Program

Key Criteria:

- At least **one year of continuous work experience within the last 10 years** (in a NOC 0, A or B job), in Canada or in another country.
- Language skills (**CLB 7 in all 4 abilities**).
- Education (**Canadian** secondary or post-secondary certificate, diploma or degree, **or the foreign equivalent**).
- And a score of **67 or higher out of 100** on the Federal Skilled Worker points grid (which assesses six selection factors: language skills, education, work experience, age, arranged employment, adaptability).



Federal Skilled Trades Program

Key Criteria:

- At least **24 months of cumulative work experience** in an eligible skilled trade within the last five years.
- **Meet job requirements of the skilled trade** as set by the NOC (except the requirement related to certification).
- Language skills (**CLB 5**, speaking and listening; **CLB 4**, reading and writing).
- Have a **valid job offer** in the skilled trade for at least one year, or a **Canadian certificate of qualification** in the skilled trades.
- *All work experience in this program falls under NOC B.



Canadian Experience Class

Key Criteria:

- At least 12 months of cumulative, skilled **Canadian work experience** (in a NOC 0, A or B job) within the last three years.
 - ✓ **Full-Time:** 30 hours/week for 12 months (at same job or at more than one job)
= 1 year full time (**1,560 hours**).
 - ✓ **Part-Time:** 15 hours/week for 24 months = 1 year full time (**1,560 hours**).
- Language skills:
 - NOC 0 and A jobs** (CLB 7 in all 4 abilities)
 - NOC B jobs** (CLB 5 in all 4 abilities)



Canadian Experience Class: **Work Experience**

What **DOES** count:

- ✓ Full-time (or part-time equivalent) work experience in Canada at NOC 0/A/B level in the past 3 years
- ✓ Work experience gained while legally authorized to work in Canada, (e.g. on a Post Graduate or other work permit)

What **DOESN'T** count:

- ✗ Any employment in Canada during full-time study (e.g. while on a co-op work permit or off-campus work, while a full-time student)
- ✗ Self-employment, even if skilled
- ✗ Unauthorized work

Express Entry: Background

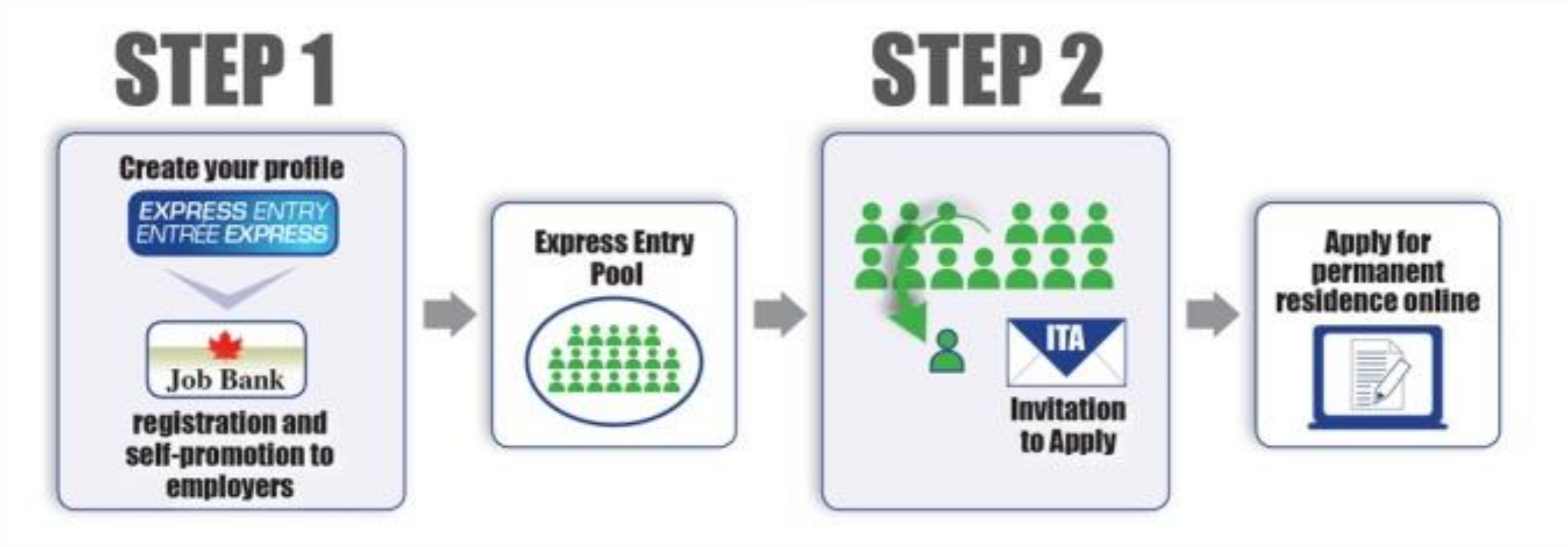
- Express Entry is the first step to immigrate to Canada permanently as a skilled worker under the:
 - Federal Skilled Worker Program (**FSW**)
 - Federal Skilled Trades Program (**FST**)
 - Canadian Experience Class (**CEC**)
 - A portion of the Provincial Nominee Program (**PNP**)
- Quebec manages its own immigration programs outside of Express Entry

Express Entry Highlights for International Students



- ✓ User friendly, **online system** from profile creation to application for permanent residence;
- ✓ Creating an Express Entry profile is **free** and a profile is active for up to one year;
- ✓ Candidates may be eligible for more than one program under Express Entry
- ✓ Points are awarded to former international students who completed at least a one year program of education in Canada
- ✓ The top scoring candidates in the pool are invited in every round
- ✓ Fast processing of permanent residence applications – within 6 months in most cases

Express Entry Step by Step Process



Step 1: Create an Express Entry Profile

- ✓ Creating a profile is **free** and does not require an immigration representative. Profiles are created online at www.Canada.ca and are active for one year.
- ✓ *Before* creating a profile, candidates need to complete language tests and obtain any necessary Educational Credential Assessments (ECAs). Language tests and ECAs are done by third parties which charge fees for services.
- ✓ Candidates need to be prepared to answer questions about their skills, work experience, language ability, education, and other details.
- ✓ To get into the pool, candidates need to meet the criteria of at least one of the federal economic immigration programs managed by Express Entry:
 - ❑ Canadian Experience Class
 - ❑ Federal Skilled Worker
 - ❑ Federal Skilled Trades

Step 1 Continued: Key Notes to Remember

No Guarantees:

- ✓ Completing a profile does not guarantee an invitation to apply and; completing an application for permanent residence does not guarantee permanent residence.

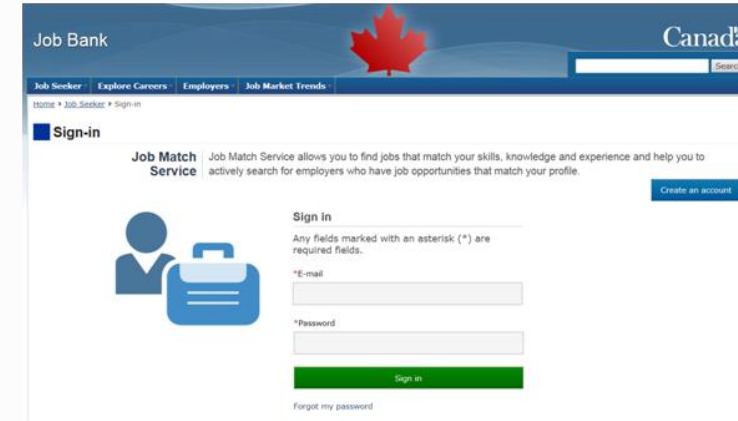
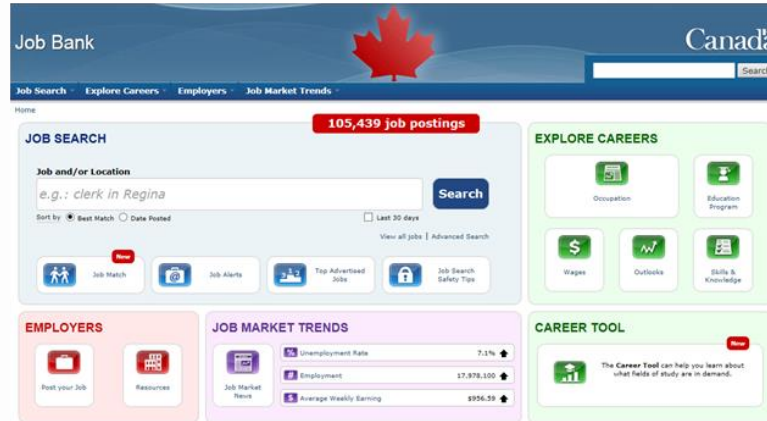
Be Truthful:

- ✓ Anyone who provides false information could be found inadmissible for misrepresentation and could be barred for five years from applying to come to Canada.

Keep Your Profile Up to Date:

- ✓ Update your profile with a valid job offer, new language test results, education completed, new changes in family composition (married, divorced, etc.) or new contact information.

Register with Job Bank



- Candidates are encouraged to register with **Job Match** after creating an Express Entry profile if they do not already have a valid job offer or provincial/territorial nomination. You can register at www.jobbank.gc.ca.
- Candidates must provide their **Express Entry Profile Number** and **Job Seeker Validation Code** when opening a Job Match Account.
- **Job Match** helps connect candidates with job opportunities in Canada based on their skills, knowledge, and experience.
- Candidates should also promote themselves to employers, recruiters, private sector job boards, etc.

Express Entry Pool: Key Facts

- When a candidate is accepted into the pool, they are given a Comprehensive Ranking System (CRS) score. Points are awarded based on profile information.
- Candidates in the pool are ranked top down based on their CRS score.
- In every invitation round, top ranking candidates are invited to apply. Candidates are eligible for each invitation round while their profile is active in the pool.

Key Notes to Consider:

- Invitation rounds take place regularly.
- Candidates may be eligible for more than one program so they may be invited for a different program than expected.
- If after 12 months a candidate does not get an invitation to apply (ITA) their profile will expire and they will need to complete and submit a new profile.

Comprehensive Ranking System (CRS)

Core Human Capital Factors	Single 500	Spouse 460
Age	110	100
Education	150	140
1 st Official Language	136	128
2 nd Official Language	24	22
Canadian work experience	80	70
Spouse Factors 40		
Education	10	
1 st Official Language	20	
Canadian work experience	10	

Skill Transferability	100 points max
Education (with OL or CDN exp)	50
Foreign work experience (with OL or CDN exp)	50
Qualification cert (with OL)	50
Additional Points 600 points max	
Provincial Nomination	600
Valid job offer	200 (max)
Canadian Education	30 (max)
French proficiency	30 (max)
Siblings in Canada	15 (max)

Total: 1200 points max

This tool will help you calculate your Comprehensive Ranking System (CRS) score:

www.cic.gc.ca/english/immigrate/skilled/crs-tool.asp

CRS Additional Points: Provincial/Territorial Nomination (600 pts)



- A total of **600 points** are awarded to candidates with a Provincial/Territorial (P/T) nomination
- Participating Provinces and Territories can nominate foreign nationals under their Express Entry Provincial Nominee Program (PNP) streams.
- PNP criteria and streams differ across the country; check individual P/T websites to learn more.
- All candidates nominated via an Express Entry PNP stream must meet the minimum entry criteria for Express Entry including meeting the criteria for one of the three federal economic programs.

CRS Additional Points: Valid Job Offers (200 or 50 pts)



- A total of **200 points** are awarded to candidates with a valid job offer in a NOC 00 occupation.
- A total of **50 points** are awarded to candidates with a valid job offer in a NOC 0, A or B occupation.
- A job offer must be for a minimum of one year once an applicant receives permanent residence.
- Job offers must also be non-seasonal, at the NOC 0, A, or B level, and supported by a Labour Market Impact Assessment (LMIA) unless one is not needed.
- Candidates who don't have a valid job offer can still get points for Canadian work experience.

CRS Additional Points: Education Completed in Canada (15 or 30 pts)



- A total of **15 points** are awarded for a one- or two-year diploma or certificate.
- A total of **30 points** are awarded for a degree, diploma or certificate of three years or longer, or for a Master's, entry-to-practice professional degree*, or doctoral degree of at least one academic year.
- To get these points, a candidate must have completed their studies at a designated learning institution (DLI) in Canada.
- Each educational program completed in Canada needs to be entered separately into the Express Entry profile.

*Entry-to-practice professional degree for an occupation listed in the *National Occupational Classification* matrix at Skill level A, for which licensing by a provincial regulatory body is required. Eligible occupations: medicine, veterinary medicine, dentistry, optometry, law, chiropractic medicine, or pharmacy.

CRS Points: Official Languages


- Candidates can get more CRS points if they have proficiency in both of Canada's official languages (English and French), and submit the results of an approved language test for both English and French.
- *Parlez-vous français?* Visit canada.ca/francoimmigration to learn about Francophone life across Canada.

Additional CRS Points for French Proficiency:



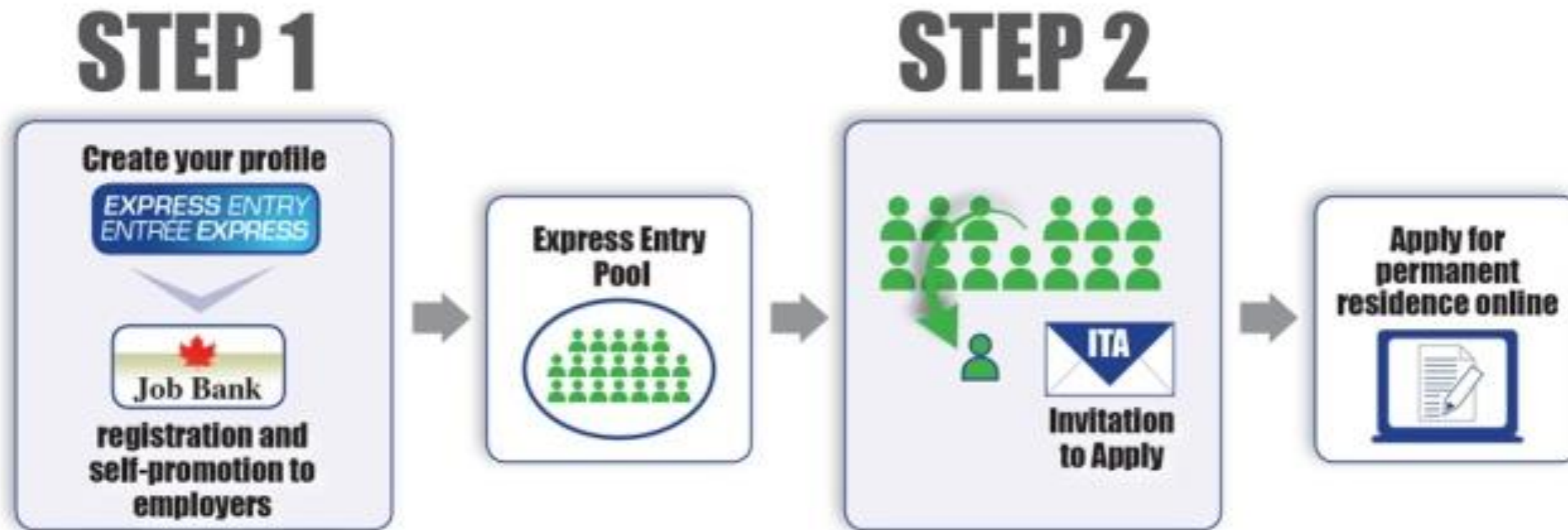
- **15 additional points** for French test results at NCL 7 in all four abilities (listening, speaking, reading, writing).
- **30 additional points** for French test results of NCL 7 in all four abilities + English test results at CLB 5 or higher.

CRS Additional Points: Sibling in Canada (15 pts)

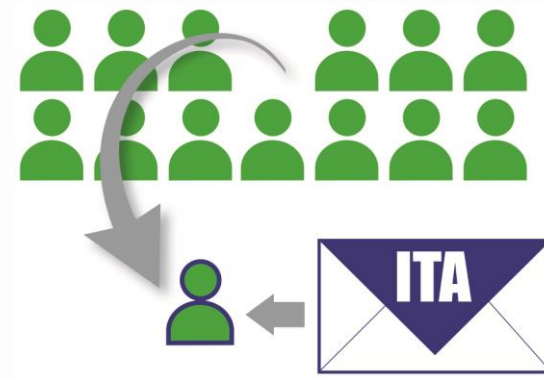


- **15 points** for having at least one sibling* who is a Canadian permanent resident or citizen, is residing in Canada, and is aged at least 18 years old
- **Sibling* = the biological or adoptive children of candidate or accompanying spouse's
 - father or mother
 - father or mother's spouse
 - father or mother's common-law partner

Express Entry Step by Step Process



Step 2: Invitation to Apply



- Invitations to Apply (ITAs) are issued to the **highest scoring candidates** in the pool in each round.
- Candidates could be among the top scoring if they:
 - ✓ Have a high level of skills, education, language and work experience;
 - ✓ Are nominated by a province or territory under an Express Entry stream;
 - ✓ Have a valid job offer; or
 - ✓ Have studied in Canada

Express Entry Invitation Rounds

- Invitation rounds take place regularly, usually approximately every 2 to 3 weeks.
- Rounds are based on the Government's annual levels plan for immigration to Canada and IRCC's ability to process applications.
- IRCC publishes special instructions for each invitation round including:
 - date and time of the round
 - number of candidates that receive an ITA
 - CRS score of the lowest ranked candidate invited in that particular round
- Results of each round are posted on the Government of Canada website in the days following the round.
- Lowest-ranked candidates invited to apply in recent rounds have been in the CRS range of **450-472** points

After Receiving an Invitation to Apply

- Candidates have **60 days** to complete and submit an application for permanent residence.
- IRCC then determines if the application has all required forms, documents and fees.
- If your application is complete, IRCC will verify all eligibility and admissibility criteria.
- You and your family members will need to complete **medical exams** and provide **police certificates**, then IRCC will ensure you are **admissible to Canada**.
- IRCC processes complete applications in **six months or less**, 80% of the time.

How Much Money Do I Need? Fees and Proof of Funds



- **Application Fee:**
 - \$550 for principal applicant
 - \$550 for spouse or partner
 - \$150 per dependent child



- **Right of Permanent Residence Fee:**
 - \$490 for principal applicant
 - \$490 for spouse or partner
- **Proof of Funds:¹**
 - \$12,960 for a family of 1
 - \$16,135 for a family of 2
 - \$19,836 for a family of 3

¹ Proof of funds are only required for FSW and FST streams if the candidate does not have a valid job offer. Not required for CEC or PNP.

Work Experience – International Students



- International students who are eligible to work off-campus can continue to work off-campus, **up to 20 hours a week**, until they get a notification of completion of studies from their institution.
- Once international students have received official notification that they have completed their studies they can continue to work in Canada **full-time only if** they have applied for a work permit (e.g. Post Graduation Work Permit Program, Temporary Foreign Worker Program).
- Former international students who received a notification of completion of studies and have **not** applied for a work permit are **not authorized** to work in Canada.
- Students must stop working if their work permit application is refused.

Post-Graduation Work Permit (PGWP) Program

- Allows students who have graduated from a participating Canadian post-secondary institution to gain valuable Canadian work experience.
- A PGWP is an **open work permit** – You can only apply **once in a lifetime**.
- You may be eligible if:
 - ✓ You have completed a study program in Canada of **at least 8 months** (full-time) ~~and your study permit is still valid at the time of your PGWP application.~~
 - ✓ You did not take **unscheduled breaks** and you did not exceed the **allowable hours of off-campus work**;
- Must be applied for **within 180 days** of receiving written notification of completion of studies.
- PGWP validity depends on the length of the program of study completed in Canada.

Duration of study program (determined by DLI)	Duration of PGWP
at least 8 months but less than 2 years	same as study program
2 years or longer	3 years

I Have One Year of Skilled Work Experience, What Now?

- How do I know if I'm eligible for permanent immigration to Canada?
- Which program is right for me?
- **Come to Canada Tool:** www.canada.ca/en/immigration-refugees-citizenship/services/come-canada-tool



The screenshot shows the Government of Canada website header with the Canadian flag, the text 'Government of Canada' and 'Gouvernement du Canada', and a search bar. Below the header is a navigation menu with categories: Jobs, Immigration, Travel, Business, Benefits, Health, Taxes, and More services. The main content area features a breadcrumb trail 'Home → Immigration and citizenship' and a large heading: 'Do you want to come to Canada, or extend your stay?'. Below the heading is a sub-heading: 'Find out what immigration programs you can apply for, and how to submit an online or paper application.' and a blue 'Start' button. To the right of the text is a photograph of a diverse group of people, including a man in a blue shirt, a woman in a white lab coat, a man in a yellow hard hat, a man in a red shirt, a woman in a blue shirt, and a man in a green shirt. Below the photograph is an 'Important' notice: 'Important: This information is for reference only and no immigration decision will be made based on your answers. If you choose to apply, your application will be considered by an immigration officer in accordance with the Immigration and Refugee Protection Act, without regard to any outcome you attain through this questionnaire. [Read full notice.](#)'

What if I'm Not Eligible for Express Entry?



- ✓ **Work Permit Options:** Temporary Foreign Worker Program & International Mobility Program
www.canada.ca/en/immigration-refugees-citizenship/services/work-canada
- ✓ **Other Immigration Programs:**
www.canada.ca/en/immigration-refugees-citizenship/services/immigrate-canada
- ✓ **Provincial Nominee Programs:**
 - May include options for candidates who do not meet EE entry requirements.
 - Visit your Province or Territories' website to find out more information.



For More Information



English: Canada.ca/ExpressEntry

French: Canada.ca/EntreeExpress

Help Centre

What do you need help with?



Centre d'aide

Comment pouvons-nous vous aider?



<http://www.cic.gc.ca/english/helpcentre/index-featured-can.asp>
<http://www.cic.gc.ca/francais/centre-aide/index-en-vedette-can.asp>



English: [CitCanada](https://www.facebook.com/CitCanada)
French: [CitImmCanFR](https://www.facebook.com/CitImmCanFR)



English: [@CitImmCanada](https://twitter.com/CitImmCanada)
French: [@CitImmCanFR](https://twitter.com/CitImmCanFR)



[CitImmCanada](https://www.youtube.com/CitImmCanada)

THANK YOU

Sarah Finall

Outreach Officer

Immigration, Refugees, and Citizenship Canada